SAFETY INFORMATION

ORIGINAL MEATER

Charger Battery Alkaline	AAA
Charger Battery Nominal Voltage	1.5V
Charger Battery Size	AAA Single cell and measures 10.5 mm (0.41 in) in diameter and 44.5 mm (1.75in) in length
Charger Battery Quantity	1
Charger Model Number	MT-ME01
Probe Model Number	MT-PR00, MT-PR10
Probe Battery Nominal Voltage	2.4V
Probe Capacity	3mAh
Operating Frequency	2402-2480MHz
Importer Name & Address	**Apption Labs**, 66 Commercial Square, Leicester, LE2 7SR, UK **MEATER**, 3779 Cahuenga Blvd Studio City, CA 91604 United States **Apption Labs GmbH**, Frei-Otto-Straße 4, 80797 München, Deutschland

Read All Instructions Before Using

Please read this entire manual before using your MEATER product. Failure to follow these instructions could result in property damage, bodily injury, or even death. If you are assembling this product for someone else, provide this manual for the owner to read and save for future reference.

WARNING

Burn Hazard

Failure to follow the warnings below may cause the MEATER probe to explode and lead to serious injury or burns.

Always insert the MEATER probe past the safety notch (the minimum insertion point) to avoid product damage and personal injury.

DO NOT use the probe when cooking at temperatures above 527˚F / 275˚C, or when cooking directly above hot coals or flame.

DO NOT place MEATER charging unit directly on the grill cover, or too close to any hot surface.

DO NOT remove the probe while it is exposed to heat. The probe must be inserted in and removed from food away from all heat sources.

Always use eye protection when removing a probe that has exceeded the maximum temperature or come in contact with hot charcoals or direct flames.

DO NOT use the probe when searing.

If the probe falls into the fire or direct heat source, turn off the cooking appliance and close the lid immediately. Allow the probe to cool completely before removing.

DO NOT allow the probe to come in contact with hot charcoal or coals.

The probe will be hot during and after use. Wear heat-resistant gloves when handling the probe.

Foodborne Illness Hazard

Consuming raw or undercooked meats, poultry, or seafood may increase your risk of foodborne illness. Always cook your food to USDA safe temperatures.

CAUTION

Product Damage Hazard

Always insert the MEATER probe past the safety notch to avoid damage.

DO NOT use the probe in a microwave or pressure cooker.

DO NOT place the MEATER charging unit on any hot surface.

DO NOT drop the probe onto hard surfaces.

DO NOT use cleaning products containing alcohol, ammonium, benzene, or abrasives, all of which could damage the device.

DO NOT submerge the probe in water for long periods of time.

DO NOT run the probe under cold water immediately after cooking. Let the probe cool down prior to washing.

DO NOT exceed the probe's internal sensor limit of 212˚F / 100˚C or the ambient sensor limit of 527˚F / 275˚C. Temperatures above these maximums may damage the probe.

DO NOT expose the MEATER charging unit to moisture. Keep it covered in inclement weather, and do not put it in the sink.

Store the probe in a dry, cool place when not in use. This product is only designed for use in food. Use it only for its intended purpose.

Sharp Point Hazard

Always keep the MEATER probe pointed away from fingers and body. Contact may result in injury. Keep out of reach of children.

Getting Started

Before using your MEATER, ensure the product has been charged and you have reviewed the important safety information on this page.







If you need any assistance using your MEATER device or have any questions, please check out our Support Wizard and FAQ. If you need to speak to a member of our dedicated support staff, you can use the Support Wizard to help navigate you to the correct team.

Support

Step-by-step troubleshooting and customer support

FAQ

Answers to our most common concerns

Contact Us

Business enquireies, press and influencers

What is the maximum temperature MEATER can be used at?

The maximum temperature the ambient tip of the MEATER probes can withstand is 527˚F (275˚C).

The maximum temperature the internal temperature sensor can withstand is 212˚F (100˚C).

To ensure the safety of the probe, the MEATER app will alert you when you get too close to these limits.

Make sure to always insert the MEATER probe into your meat past the safety notch to avoid damage to the internal sensor.

Important Safety Information

Charcoal Grill Cooking

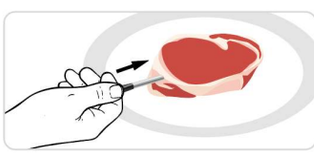

Always insert the MEATER probe past the safety notch.

Ensure the probe is firmly inserted and not loose before cooking.

DO NOT cook with MEATER if the probe can't be inserted past the safety notch.

Always wash your hands after handling raw meat.

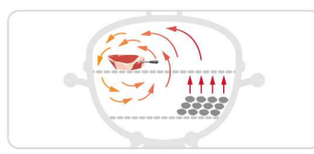

Place the meat over indirect heat on your grill.

DO NOT cook with MEATER over direct heat (directly over the coals).

DO NOT remove the probe until after removing the meat from the grill.

Always use eye protection when removing a probe that has exceeded the maximum temperature or come in contact with hot charcoals or direct flames."

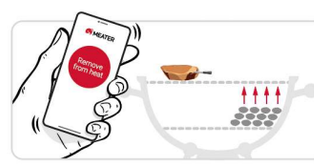

Carefully remove the meat from the grill when prompted by the MEATER app.

DO NOT remove the probe from the meat while on the grill.

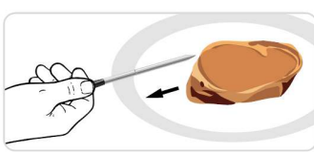

Ensure the ambient temperature has reduced to safe levels before removing the probe.

If the probe is difficult to remove, pull and twist the ambient end. **DO NOT** bend the probe against the meat.

Always remove the probe before searing.

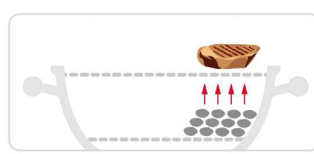

Once the probe is removed, you can reverse sear your steak over direct heat (above the coals) on your grill for a delicious finish.

DO NOT sear your meat with a MEATER probe inserted.

Once your meat is seared, serve and enjoy!

General Information

Information for the User

Warning: Changes or modifications to this unit not expressly approved by the party responsible for compliance could void the user's authority to operate the equipment.

MEATER Charger Model Number: MT-CH01
MEATER Probe Model Number: MT-PR00, MT-PR10
FCC ID: 2AI5IMTPR, 2AI5IMTPR10
Patents: meater.com/patents

MEATER Probe
IC: 24713-MTPR00, 24713-MTPR10
CAN ICES-3 (B) / NMB-3 (B)

Hereby, Apption Labs Ltd declares that the radio equipment type MEATER Probe (MT-PR00, MT-PR10) is in compliance with Directive 2014/53/EU.

The product complies with the Radio Equipment Directive and applicable standards, as well as the food contacting requirements LFGB.

FCC Statement

This device complies with part 15 of the FCC Rules. Operation is subject to the following two conditions: (1) this device may not cause harmful interference, and (2) this device must accept any interference received, including interference that may cause undesired operation.

Federal Communication Commission Interference Statement

This equipment has been tested and found to comply with the limits for a Class B digital device, pursuant to Part 15 of the FCC Rules. These limits are designed to provide reasonable protection against harmful interference in a residential installation. This equipment generates, uses and can radiate radio frequency energy and, if not installed and used in accordance with the instructions, may cause harmful interference to radio communications. However, there is no guarantee that interference will not occur in a particular installation. If this equipment does cause harmful interference to radio or television reception, which can be determined by turning the equipment off and on, the user is encouraged to try to correct the interference by one of the following measures:

- Reorient or relocate the receiving antenna.
- Increase the separation between the equipment and receiver.
- Connect the equipment into an outlet on a circuit different from that to which the receiver is connected.
- Consult the dealer or an experienced radio/TV technician for help.

FCC Radiation Exposure Statement

This equipment complies with FCC radiation exposure limits set forth for an uncontrolled environment. This equipment should be installed and operated with minimum distance 20cm between the radiator & your body.

The Bluetooth® word mark and logos are registered trademarks owned by Bluetooth SIG, Inc. and any use of such marks by Apption Labs is under license. Other trademarks and trade names are those of their respective owners.

FCC Caution: Any changes or modifications not expressly approved by the party responsible for compliance could void the user's authority to operate this equipment.

IC Statement

This device contains licence-exempt transmitter(s)/receiver(s) that comply with Innovation, Science and Economic Development Canada's licence-exempt RSS(s). Operation is subject to the following two conditions:
(1) This device may not cause interference.
(2) This device must accept any interference, including interference that may cause undesired operation of the device.

Cet appareil contient des émetteurs / récepteurs exempts de licence qui sont conformes au (x) RSS (s) exemptés de licence d'Innovation, Sciences et Développement économique Canada. L'opération est soumise aux deux conditions suivantes:
(1) Cet appareil ne doit pas provoquer d'interférences.
(2) Cet appareil doit accepter toute interférence, y compris les interférences susceptibles de provoquer un fonctionnement indésirable de l'appareil.

IMPORTANT NOTE
IC Radiation Exposure Statement

This equipment complies with IC RSS-102 radiation exposure limits set forth for an uncontrolled environment. This equipment should be installed and operated with minimum distance 20cm between the radiator & your body.

Cet équipement est conforme aux limites d'exposition aux rayonnements IC établies pour un environnement non contrôlé. Cet équipement doit être installé et utilisé avec un minimum de 20 cm de distance entre la source de rayonnement et votre corps.

Limited Warranty and Return Policy

Apption Labs hereby warrants that the MEATER is free from defects in parts, materials, and workmanship under normal use and maintenance for a period of two (2) years if purchased in the EU, Great Britain, Canada, Australia, and New Zealand; and one (1) year in the USA and all other countries from the date of original purchase. This warranty does not include shipping charges associated with any warranty parts or products.

Apption Labs shall not be liable under this or any implied warranty for incidental or consequential damages. This warranty gives the retail customer specific legal rights, and the customer may have other rights which vary by state and country.

This warranty shall be void if the MEATER product is not assembled or operated in accordance with the provided user instructions; the product is resold or traded to another owner; components or accessories not compatible with the product have been used; the product has been used in commercial or food service application; or the user has abused or otherwise failed to maintain the product.

To process a warranty claim, Apption Labs may require proof of your purchase. You should retain your sales slip or invoice.

Full warranty and return policy can be found on our online website, **meater.com/warranty-returns**.

Full company policies can be found on our online website, **meater.com/support**, and supersedes any information found in this user guide.

Should any repairs or servicing under this warranty be required by you during the limited warranty term, please contact the Customer Happiness Team at **meater.com/support**.

Recycling and WEEE

The below section details MEATER's compliance with WEEE disposal of waste electrical and electronic equipment.

Austria
Österreich EU-Recht in nationales Recht umgesetzt.
Die Umsetzung stellt sicher, dass Elektro- und Elektronikgeräte aus privaten Haushalten kostenlos an öffentlichen Sammelstellen zurückgegeben werden können.
Elektro- und Elektronik-Altgeräte dürfen nicht mehr im gemischten Siedlungsabfall entsorgt werden, sondern müssen bei den dafür vorgesehenen Sammelstellen abgegeben werden. Funktionale Geräte können wiederverwendet oder wertvolle Komponenten aus defekten Geräten recycelt werden. Dies soll zu einer effizienteren Ressourcennutzung und damit zu einer nachhaltigeren Entwicklung beitragen. Zudem können nur durch die getrennte Sammlung gefährliche Bestandteile der Geräte (wie FCKW oder Quecksilber) adäquat behandelt und somit negative Auswirkungen auf die Umwelt und die menschliche Gesundheit vermieden werden. Sie haben kostenlose Rückgabe- und Sammelmöglichkeiten für Ihre privaten Altgeräte bei den Kommunen und den Herstellersystemen. Einen Überblick über die bestehenden Sammelstellen erhalten Sie auf folgender Website: https://secure.umweltbundesamt.at/eras/registerabfrageEAGSammelstelleSearch.do.
Alle elektrischen und elektronischen Geräte für den Haushalt sind mit dem Symbol einer durchgestrichenen Mülltonne gekennzeichnet. Diese Geräte können bei allen unter dem Link aufgeführten Sammelstellen abgegeben werden und dürfen nicht über den Hausmüll entsorgt werden.

Germany
Verpackungsregister Lucid: DE1636919034729

Batterieregistrierung: DE99905415

Elektro- und Elektronikgeräte
Informationen für private Haushalte
Das Elektro- und Elektronikgerätegesetz (ElektroG) enthält eine Vielzahl von Anforderungen an den Umgang mit Elektro- und Elektronikgeräten. Die wichtigsten sind hier zusammengestellt.
1. Getrennte Erfassung von Altgeräten
Elektro- und Elektronikgeräte, die zu Abfall geworden sind, werden als Altgeräte bezeichnet. Besitzer von Altgeräten haben diese einer vom unsortierten Siedlungsabfall getrennten Erfassung zuzuführen. Altgeräte gehören insbesondere nicht in den Hausmüll, sondern in spezielle Sammel- und Rückgabesysteme.
2. Batterien und Akkus sowie Lampen
Besitzer von Altgeräten haben Altbatterien und Altakkumulatoren, die nicht vom Altgerät umschlossen sind, sowie Lampen, die zerstörungsfrei aus dem Altgerät entnommen werden können, im Regelfall vor der Abgabe an einer Erfassungsstelle vom Altgerät zu trennen. Dies gilt nicht, soweit Altgeräte einer Vorbereitung zur Wiederverwendung unter Beteiligung eines öffentlich-rechtlichen Entsorgungsträgers zugeführt werden.
3. Möglichkeiten der Rückgabe von Altgeräten
Besitzer von Altgeräten aus privaten Haushalten können diese bei den Sammelstellen der öffentlich-rechtlichen Entsorgungsträger oder bei den von Herstellern oder Vertreibern im Sinne des ElektroG eingerichteten Rücknahmestellen unentgeltlich abgeben.
Rücknahmepflichtig sind Geschäfte mit einer Verkaufsfläche von mindestens 400 m2 für Elektro- und Elektronikgeräte sowie diejenigen Lebensmittelgeschäfte mit einer Gesamtverkaufsfläche von mindestens 800 m2, die mehrmals pro Jahr oder dauerhaft Elektro- und Elektronikgeräte anbieten und auf dem Markt bereitstellen. Dies gilt auch bei Vertrieb unter Verwendung von Fernkommunikationsmitteln, wenn die Lager- und Versandflächen für Elektro- und Elektronikgeräte mindestens 400 m2 betragen oder die gesamten Lager- und Versandflächen mindestens 800 m2 betragen. Vertreiber haben die Rücknahme grundsätzlich durch geeignete Rückgabemöglichkeiten in zumutbarer Entfernung zum jeweiligen Endnutzer zu gewährleisten.
Die Möglichkeit der unentgeltlichen Rückgabe eines Altgerätes besteht bei rücknahmepflichtigen Vertreibern unter anderem dann, wenn ein neues gleichartiges Gerät, das im Wesentlichen die gleichen Funktionen erfüllt, an einen Endnutzer abgegeben wird. Wenn ein neues Gerät an einen privaten Haushalt ausgeliefert wird, kann das gleichartige Altgerät auch dort zur unentgeltlichen Abholung übergeben werden; dies gilt bei einem Vertrieb unter Verwendung von Fernkommunikationsmitteln für Geräte der Kategorien 1, 2 oder 4 gemäß § 2 Abs. 1 ElektroG, nämlich „Wärmeüberträger", „Bildschirmgeräte" oder „Großgeräte" (letztere mit mindestens einer äußeren Abmessung über 50 Zentimeter). Zu einer entsprechenden Rückgabe-Absicht werden Endnutzer beim Abschluss eines Kaufvertrages befragt. Außerdem besteht die Möglichkeit der unentgeltlichen Rückgabe bei Sammelstellen der Vertreiber unabhängig vom Kauf eines neuen Gerätes für solche Altgeräte, die in keiner äußeren Abmessung größer als 25 Zentimeter sind, und zwar beschränkt auf drei Altgeräte pro Geräteart.
4. Datenschutz-Hinweis
Altgeräte enthalten häufig sensible personenbezogene Daten. Dies gilt insbesondere für Geräte der Informations- und Telekommunikationstechnik wie Computer und Smartphones. Bitte beachten Sie in Ihrem eigenen Interesse, dass für die Löschung der Daten auf den zu entsorgenden Altgeräten jeder Endnutzer selbst verantwortlich ist.
5. Bedeutung des Symbols „durchgestrichene Mülltonne"
Das auf Elektro- und Elektronikgeräten regelmäßig abgebildete Symbol einer durchgestrichenen Mülltonne weist darauf hin, dass das jeweilige Gerät am Ende seiner Lebensdauer getrennt vom unsortierten Siedlungsabfall zu erfassen ist.

Denmark
Elektrisk og elektronisk udstyr (EEE) indeholder materialer, komponenter og stoffer, der kan være farlige og skadelige for menneskers sundhed og for miljøet, når affaldet af elektrisk og elektronisk udstyr (WEEE) ikke bortskaffes korrekt.
Produkter, der er mærket med nedenstående overkrydsede skraldespand', er elektrisk og elektronisk udstyr. Den krydsede skraldespand symboliserer, at affald af elektrisk og elektronisk udstyr ikke må bortskaffes sammen med usorteret husholdningsaffald, men skal indsamles særskilt.
Til dette formål har alle kommuner etableret indsamlingsordninger, hvor affald af elektrisk og elektronisk udstyr gratis kan afleveres af borgerne på genbrugsstationer eller andre indsamlingssteder eller hentes direkte fra husholdningerne. Nærmere information skal indhentes hos kommunens tekniske forvaltning.
Brugere af elektrisk og elektronisk udstyr må ikke bortskaffe affald af elektrisk og elektronisk udstyr sammen med husholdningsaffald. Brugere skal benytte de kommunale indsamlingsordninger for at mindske den miljømæssige belastning i forbindelse med bortskaffelse af affald af elektrisk og elektronisk udstyr og øge mulighederne for genbrug, genanvendelse og nyttiggørelse af affald af elektrisk og elektronisk udstyr.

Ireland
PRL Number - 03364WB
Waste Electrical and Electronic Equipment (WEEE) is taken back free of charge on a one-for-one, like-for-like basis. Waste batteries including rechargeable batteries are taken back free of charge. You are not obliged to make any purchase when returning old batteries. Each local authority must also accept household WEEE and small batteries free of charge at its recycling facilities. All WEEE and waste batteries must be recycled and should not be placed in any of your household wheelie bins. Make sure you always recycle all your old electrical goods and batteries.

Recycle IT
Unit 14/2 Crag Terrace, Clondalkin Industrial Estate,
Clondalkin, Dublin D22 TK37
Website: https://www.recycleit.ie/location-map.html
Tel: +353 14578321
E: info@recycleit.ie
Opening Hours: Monday-Thursday 8.30am-4.30pm | Friday 8.30am-3.30pm

Declaration of conformity
We, Apption Labs GmBH, declare under our sole responsibility that the product mentioned above complies with the essential requirements of the stated EU Directive. The EU Declaration of Conformity can be requested from the web address specified on packaging.

Disposing of the packaging
Dispose of the packaging separated into single type materials. Dispose of cardboard and carton as waste paper and film via the recyclable material collection service.

Disposing of the product
(Applicable in the European Union and other European states with systems for the separate collection of reusable waste materials)
Old devices must not be disposed of with household waste! If the product can no longer be used, all users are required by law to dispose of old devices separately from their household waste, e.g. at a collection point in their community/borough. This ensures that old devices are recycled in a professional manner and also rules out negative consequences for the environment. For this reason, electrical equipment is marked with the symbol shown here.

Batteries and rechargeable batteries must not be disposed of in the household waste! As the end user you are required by law to bring all batteries and rechargeable batteries, regardless of whether they contain harmful substances* or not, to a collection point run by the communal authority or borough or to a retailer, to allow them to be disposed of in an environmentally friendly manner.
Bring the product (including the battery or rechargeable battery) to your collection point and make sure that it is in an uncharged state.
*labelled with: Cd = cadmium, Hg = mercury, Pb = lead

More Information
https://support.meater.com/contact-us